

## INSTALLATION INSTRUCTIONS


Part Number 7063-FSB-AA

Application FORD Focus ST 2.0L-T 2013-2015


FORD Focus 1.6L-NA,2.0L-NA 2012-2013

Product Front Strut Tower Bar


- ⊖ Remove the wiper arms(1).
- ⊖ Carefully pull up and remove the entire plastic cowl top panel(2).




- ⊕ Remove the bolt(3) and plastic clip(4)
- ⊕ Remove the plastic inner panel(5).



- ⑤ Remove the two bolts(6).
- ⑥ Remove the six bolts(7) and factory bracket(8).



- ⑦ Install Strut Tower Bar onto the strut towers like pictured and hand tighten with the factory nuts.
- ⑧ Check to see if there is sufficient clearance with all surrounding components.
- ⑨ Tighten both ends of the strut bar hex bolt and flanged nut(9).



- ⑩ Reinstall all components there were removed in the previous step ① to ⑤.



**\*\*Periodically check and re-torque all nuts and bolts after operating vehicle.**